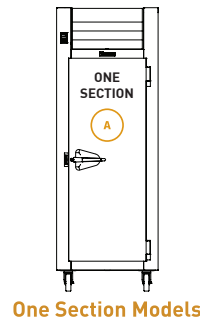


G Series Accessory Kit Location Guide:

Each kit includes all necessary mounting hardware except where noted. All G-Series accessory kits are pre-packaged for easy installation at the job site.



TRAYSLIDES

- G1ACC-TK1
- G1ACC-TK2
- G1ACC-TK4
- G13ACC-1EZ
- G13ACC-UEZ
- G13ACC-HDUEZ

SHELVES

- G1ACC-SHLF1
- G1ACC-SHLF2
- G1ACC-SHLF3
- G1ACC-SHLF4
- G1ACC-SHLF5
- G1ACC-SHLF6
- G12ACC-BTL1
- G1ACC-BTL5

DESCRIPTION	MODEL	HEATED CABINET	REFRIG. / FREEZER
EZ-CHANGE KITS			
(4) pairs #1 trayslides with pilasters per 1/2 section (top or bottom)	G13ACC-1EZ	Available	Available
(3) pairs universal with pilasters per 1/2 section (top or bottom)	G13ACC-UEZ	Available	Available
(3) pairs heavy duty universal with pilasters per 1/2 section (top or bottom)	G13ACC-HDUEZ	Available	Available
TRAYSLIDES			
(8) pairs #1 trayslides includes pilasters per full section	G1ACC-TK1	Available	Available
(2) pairs #4 trayslides includes pilasters per full section	G1ACC-TK2	Available	Available
(7) pairs universal trayslides includes pilasters per full section	G1ACC-TK4	Available	Available
SHELVES			
(3) epoxy coated shelves on pins	G1ACC-SHLF1	Not Available	Available
(3) epoxy coated shelves on pilasters	G1ACC-SHLF2	Not Available	Available
(1) epoxy coated shelf with pins & clips	G1ACC-SHLF5	Not Available	Available
(5) bottle shelves with mounting hardware (glass door models only)	G1ACC-BTL5	Not Available	Available
(1) bottle shelf with clips without mounting hardware (glass door models only)	G12ACC-BTL1	Not Available	Available
OPTIONS			AVAILABILITY
Export Crating			Available

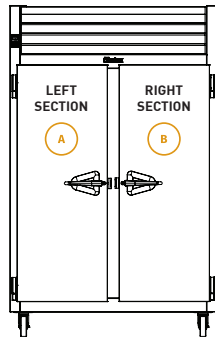
OTHER ACCESSORY KITS – FOR ALL G-SERIES REFRIGERATOR, FREEZER & HEATED MODELS

DESCRIPTION	MODEL	AVAILABILITY
Set of (4) 6" high stainless steel legs	LK2	Available
Set of (4) 6" high casters	CK1	Available
Set of (4) 4-1/8" high casters	CK3	Available
Set of (4) 2-3/4" high casters	CK14	Available
Set of (4) 6" stainless steel flanged legs	LK3	Available
(1) pair #1 type trayslides (Must order pilasters. Consult factory for other trayslide and pilaster kit options.)	GSACC-#1TS	Available
(1) pair #4 type trayslides (Must order pilasters. Consult factory for other trayslide and pilaster kit options.)	GSACC-#4TS	Available
(1) pair universal type trayslides (Must order pilasters. Consult factory for other trayslide and pilaster kit options.)*	GSACC-UVTS	Available
(1) pair EZ-Change #1 type trayslides (Must order pilasters. Consult factory for other trayslide and pilaster kit options.)*	GSACC-1EZ	Available
(1) pair EZ-Change universal type trayslides (Must order pilasters. Consult factory for other tray slide and pilaster kit options.)*	GSACC-UEZ	Available
(1) pair EZ-Change heavy duty universal type trayslides (Must order pilasters. Consult factory for other trayslide and pilaster kit options.)*	GSACC-HDUEZ	Available
(1) set pilasters and clips for shelves (Not applicable for trayslides)	GSACC-PLSTS	Available

*Not for 2 section heated cabinet models

G Series Accessory Kit Location Guide:

Each kit includes all necessary mounting hardware except where noted. All G Series accessory kits are pre-packaged for easy installation at the job site.



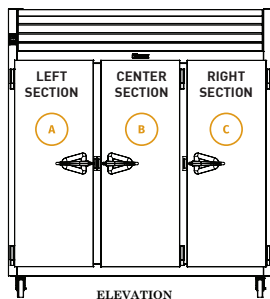
Two Section Models

A		B	
TRAYSLIDES	SHELVES	TRAYSLIDES	SHELVES
■ G23ACC-TK1LR	■ G23ACC-SHLF1	■ G23ACC-TK1LR	■ G23ACC-SHLF5
■ G23ACC-TK2LR	■ G23ACC-SHLF2	■ G23ACC-TK2LR	■ G23ACC-SHLF6
■ G23ACC-TK4LR	■ G23ACC-SHLF3	■ G23ACC-TK4LR	■ G23ACC-SHLF7
■ G23ACC-1EZ	■ G23ACC-SHLF4	■ G23ACC-1EZ	■ G23ACC-SHLF8
■ G23ACC-UEZ	■ G23ACC-SHLF9	■ G23ACC-UEZ	■ G23ACC-SHLF11
■ G23ACC-HDUEZ	■ G23ACC-SHLF10	■ G23ACC-HDUEZ	■ G23ACC-SHLF12
	■ G2ACC-BTL5		■ G2ACC-BTL5

DESCRIPTION	MODEL	HEATED CABINET	REFRIG. / FREEZER
EZ-CHANGE KITS			
LEFT AND RIGHT SECTION:			
(4) pairs #1 trayslides with pilasters per ½ section (top and bottom)	G23ACC-1EZ	Not Available	Available
(3) pairs universal with pilasters per ½ section (top and bottom)	G23ACC-UEZ	Not Available	Available
(3) pairs heavy duty universal with pilasters per ½ section (top and bottom)	G23ACC-HDUEZ	Not Available	Available
TRAYSLIDES			
LEFT AND RIGHT SECTION:			
(8) pairs #1 trayslides (with pilasters) per full section	G23ACC-TK1LR	Not Available	Available
(2) pairs #4 trayslides (with pilasters) per full section	G23ACC-TK2LR	Not Available	Available
(7) pairs universal trayslides (with pilasters) per full section	G23ACC-TK4LR	Available	Available
SHELVES			
LEFT SECTION:			
(3) epoxy coated shelves on pins	G23ACC-SHLF1	Not Available	Available
(3) epoxy coated shelves on pilasters	G23ACC-SHLF2	Not Available	Available
(3) clear coated shelves with pins	G23ACC-SHLF3	Not Available	Available
(3) clear coated shelves with pilasters	G23ACC-SHLF4	Available	Available
(1) epoxy coated shelf with pins & clips	G23ACC-SHLF9	Not Available	Available
(1) clear coated shelf with pins & clips	G23ACC-SHLF10	Available	Available
RIGHT SECTION:			
(3) epoxy coated shelves on pins	G23ACC-SHLF5	Not Available	Available
(3) epoxy coated shelves on pilasters	G23ACC-SHLF6	Not Available	Available
(3) clear coated shelves with pins	G23ACC-SHLF7	Not Available	Available
(3) clear coated shelves with pilasters	G23ACC-SHLF8	Available	Available
(1) epoxy coated shelf with pins & clips	G23ACC-SHLF11	Not Available	Available
(1) clear coated shelf with pins & clips	G23ACC-SHLF12	Available	Available
LEFT OR RIGHT SECTION:			
(1) plated shelf with pins & clips (hot food cabinets only)	G23ACC-SHLF13	Available	Not Available
(1) bottle shelf with mounting hardware (glass door models only)	G2ACC-BTL1	Not Available	Consult Factory
(5) bottle shelves with mounting hardware (glass door models only. Fits 1 section of a 2 section unit. Requires 2 kits to outfit both sections.)	G2ACC-BTL5	Not Available	Available
OPTIONS			AVAILABILITY
Export Crating			Available

G Series Accessory Kit Location Guide:

Each kit includes all necessary mounting hardware except where noted. All G-Series accessory kits are pre-packaged for easy installation at the job site.



ELEVATION
Three Section Models

A		B		C	
TRAYSLIDES	SHELVES	TRAYSLIDES	SHELVES	TRAYSLIDES	SHELVES
■ G23ACC-TK1LR	■ G23ACC-SHLF1	■ G3ACC-TK1C	■ G3ACC-SHLF5	■ G23ACC-TK1LR	■ G23ACC-SHLF5
■ G23ACC-TK2LR	■ G23ACC-SHLF2	■ G3ACC-TK2C	■ G3ACC-SHLF6	■ G23ACC-TK2LR	■ G23ACC-SHLF6
■ G23ACC-TK4LR	■ G23ACC-SHLF3	■ G3ACC-TK4C	■ G3ACC-SHLF7	■ G23ACC-TK4LR	■ G23ACC-SHLF7
■ G23ACC-1EZ	■ G23ACC-SHLF9	■ G13ACC-1EZ	■ G3ACC-SHLF8	■ G23ACC-1EZ	■ G23ACC-SHLF8
■ G23ACC-UEZ	■ G23ACC-SHLF10	■ G13ACC-UEZ	■ G3ACC-SHLF15	■ G23ACC-UEZ	■ G23ACC-SHLF11
■ G23ACC-HDUEZ	■ G3ACC-BTL5-LR	■ G13ACC-HDUEZ	■ G3ACC-SHLF16	■ G23ACC-HDUEZ	■ G23ACC-SHLF12
			■ G3ACC-BTL5-C		■ G3ACC-BTL5-LR

DESCRIPTIONS	MODEL	REFRIG. / FREEZER
EZ-CHANGE KITS: (DOES NOT APPLY TO G SERIES HEATED CABINETS)		
LEFT AND RIGHT SECTIONS:		
(4) pairs #1 trayslides with pilasters per 1/2 section (top and bottom)	G23ACC-1EZ	Available
(3) pairs universal with pilasters per 1/2 section (top and bottom)	G23ACC-UEZ	Available
(3) pairs heavy duty universal with pilasters per 1/2 section (top and bottom)	G23ACC-HDUEZ	Available
CENTER SECTION:		
(4) pairs #1 trayslides with pilasters per 1/2 section (top and bottom)	G13ACC-1EZ	Available
(3) pairs universal with pilasters per 1/2 section (top and bottom)	G13ACC-UEZ	Available
(3) pairs heavy duty universal with pilasters per 1/2 section (top and bottom)	G13ACC-HDUEZ	Available
TRAYSLIDES: (DOES NOT APPLY TO G SERIES HEATED CABINETS)		
LEFT AND RIGHT SECTIONS:		
(8) pairs #1 trayslides (with pilasters) per full section	G23ACC-TK1LR	Available
(2) pairs #4 trayslides (with pilasters) per full section	G23ACC-TK2LR	Available
(7) pairs universal trayslides (with pilasters) per full section	G23ACC-TK4LR	Available
CENTER SECTION:		
(8) pairs #1 trayslides (with pilasters) per full section	G3ACC-TK1C	Available
(2) pairs #4 trayslides (with pilasters) per full section	G3ACC-TK2C	Available
(7) pairs universal trayslides (with pilasters) per full section	G3ACC-TK4C	Available
SHELVES: (DOES NOT APPLY TO G SERIES HEATED CABINETS)		
LEFT SECTION:		
(3) epoxy coated shelves on pins	G23ACC-SHLF1	Available
(3) epoxy coated shelves on pilasters	G23ACC-SHLF2	Available
(3) clear coated shelves with pins	G23ACC-SHLF3	Available
(3) clear coated shelves with pilasters	G23ACC-SHLF4	Available
(1) epoxy coated shelf with pins & clips (for Left Section)	G23ACC-SHLF9	Available
(1) clear coated shelf with pins & clips	G23ACC-SHLF10	Available
CENTER SECTION:		
* (3) epoxy coated shelves on pins	G3ACC-SHLF5	Available
* (3) epoxy coated shelves on pilasters	G3ACC-SHLF6	Available
* (3) clear coated shelves with pins	G3ACC-SHLF7	Available
* (3) clear coated shelves with pilasters	G3ACC-SHLF8	Available
* (1) epoxy coated shelf with pins & clips (for Center Section)	G3ACC-SHLF15	Available
* (1) clear coated shelf with pins & clips	G3ACC-SHLF16	Available
* (5) bottle shelves with mounting hardware (glass door models only)	G3ACC-BTL5-C	Available
RIGHT SECTION:		
(3) epoxy coated shelves on pins	G23ACC-SHLF5	Available
(3) epoxy coated shelves on pilasters	G23ACC-SHLF6	Available
(3) clear coated shelves with pins	G23ACC-SHLF7	Available
(3) clear coated shelves with pilasters	G23ACC-SHLF8	Available
(1) epoxy coated shelf with pins & clips (for Right Section)	G23ACC-SHLF11	Available
(1) clear coated shelf with pins & clips	G23ACC-SHLF12	Available
LEFT OR RIGHT SECTION:		
(5) bottle shelves with mounting hardware (Glass door models only. Fits Left or Right section of a 3 section unit. Requires 2 kits to outfit both Left and Right sections.)	G3ACC-BTL5-LR	Available
OPTIONS	AVAILABILITY	
Export Crating	Available	

*Fits 3 section models only

TRAYSLIDES

DESCRIPTION	SPACING			
#1 TRAYSLIDES (NOT AVAILABLE FOR 2 SECTION G HEATED)*				
16 ga. stainless steel angle type for bottom support of: (1) 18" x 26" Pan or (2) 14" x 18" Pans	2"	3"	4"	5"
Behind full height door – all models	28	19	14	11
Behind upper half height door – all models	13	9	7	5
Behind lower half height door – all models	13	9	7	5

DESCRIPTION	2"	4"
#1 Trayslides – EZ-Change Interior (Not available for 2 section G Heated)*		
Behind full height door – all models	26	13
Behind upper half height door	12	6
Behind lower half height door	12	6

DESCRIPTION	1-1/2"
#4 TRAYSLIDES – STANDARD (NOT AVAILABLE FOR 2 SECTION G HEATED)*	
Plated steel rod type for rim support of: (1) 18" x 26" Pan (One pair of #4 trayslides accommodates one half section)	
Behind full height door – all models	38
Behind upper half height door – all models	18
Behind lower half height door – all models	18

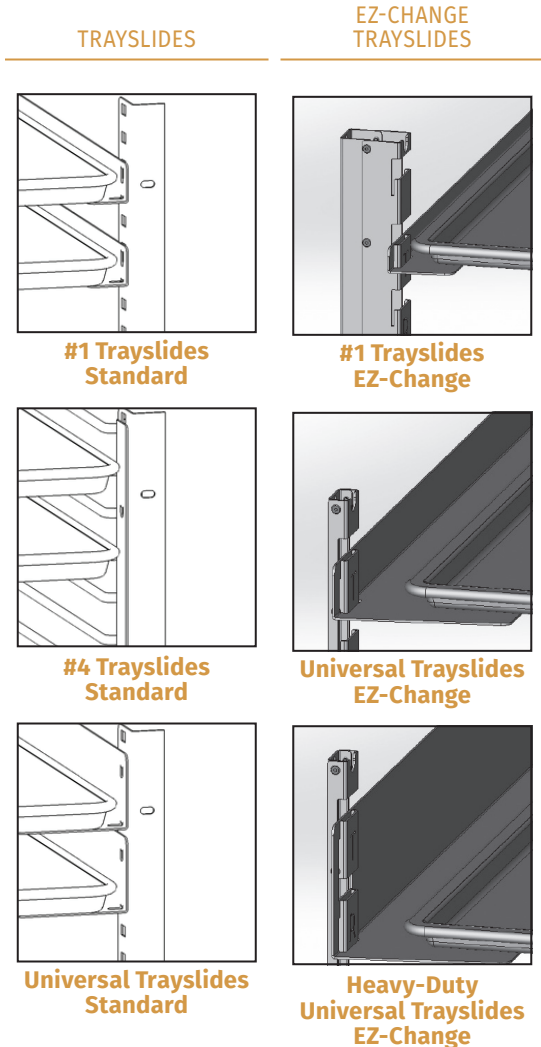
DESCRIPTION	4"	5"	6"
UNIVERSAL TRAYSLIDES – STANDARD			
16 ga. stainless steel angle type for bottom support of: (1) 18" x 26" Pan or (2) 14" x 18" Pans or (2) 12" x 20" Pans. For heated cabinets reduce available number of trayslides by 1 (full door and the upper section of a half-door)			
Behind full height door – all models	14	11	9
Behind upper half height door – all models	6	5	4
Behind lower half height door – all models	7	5	4

DESCRIPTION	2-1/4"	4-1/2"
Universal Trayslides – EZ-Change Interior (Not available for 2 Section G Heated)*. For heated cabinets reduce available number of trayslides by 1 (full door and the upper section of a half-door)		
Behind full height door – all models	22	11
Behind upper half height door	11	5
Behind lower half height door	11	5

DESCRIPTION	4-1/2"	9"
Heavy-Duty Universal Trayslides – EZ-Change Interior (Not available for 2 Section G Heated)*. For heated cabinets reduce available number of tray slides by 1 (full door and the upper section of a half-door)		
Behind full height door – all models	10	5
Behind upper half height door	5	2
Behind lower half height door	5	2

SHELVES (SOME SHELVES ARE NOT AVAILABLE FOR G HEATED)

CAPACITY	STD.	MAX.
Behind full height door mounted on standard shelf pins	3	9
Behind half height door mounted on standard shelf pins	3	8
Behind full height door mounted on optional pilasters	3	13 (4" spacing)
Behind half height door mounted on optional pilasters	3	12 (4" spacing)



- NOTES:**
- For all after market parts call Traulsen parts department 800-825-8220.
 - The above quantities represent the maximum amount of tray slides recommended by Traulsen to achieve best air circulation and refrigeration performance.
 - Optional trayslides are not available for Compact Undercounter, and Prep Tables models
 - EZ-Change Interior Universal Trayslides max weight 75 lbs. EZ-Change Heavy Duty Universal Trayslides max weight 125 lbs.
 - #1, #4, universal and HD universal EZ change trayslides are not available for 2 section G Series heated cabinets.*
 - All G-Series accessory kits are pre-packaged for easy installation at the job site.